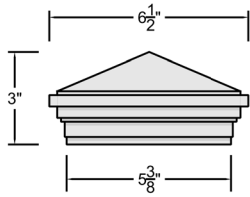


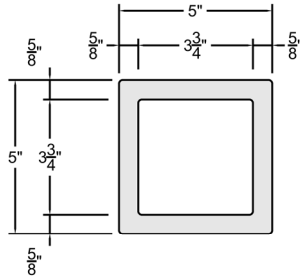
Trex® Seclusions®

COMPOSITE FENCING SYSTEM

ARCHITECTURAL DRAWING:
TREX SECLUSIONS FENCING
COMPONENTS

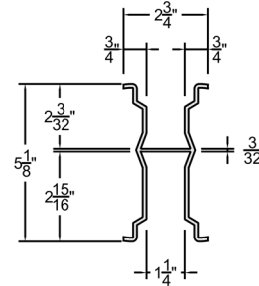


Pyramid



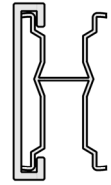
Post Profile

LENGTH: 96"/108"/144"
INNER DIMENSIONS: 3.75"/VARIES
OUTER DIMENSIONS: 4.875 TO 5"

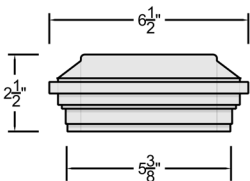


Aluminum Bottom Rail Profile

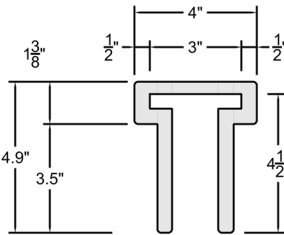
GAUGE: 11GA
LENGTH 62 1/4"/90.5"
HEIGHT 5 1/8"
DEPTH (TOP OF CHANNEL) 2 2/32"
DEPTH (BOTTOM OF CHANNEL) 2 15/32"



Bottom Rail Assembly

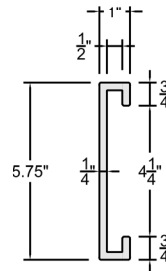


Flat Top



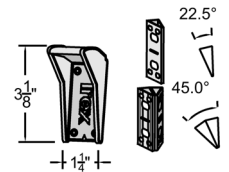
Top Rail Profile

LENGTH: 63"/91"
THICKNESS: 1/2 "
INNER DEPTH 4 1/2"
TOP WIDTH 4"

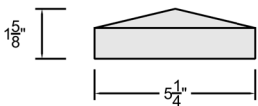


Bottom Rail Cover/Picket Profile

LENGTH: 91" / 67" ± 1/4"
HEIGHT/WIDTH: 5 3/4"
INTERLOCK: 1/2"



Fence Bracket and
Angle Adaptor Profile



Crown

Post Cap Profile

NOTES:

1. INSTALLATION TO BE COMPLETED PER MANUFACTURER'S SPECIFICATION.
2. THIS DRAWING IS PROVIDED FOR PLANNING PURPOSES. REFER TO MANUFACTURER'S INSTALLATIONS FOR CONSTRUCTION DETAILS.
3. REFER TO MANUFACTURER'S WEBSITE FOR PRODUCT INFORMATION.
4. DRAWING NOT TO SCALE.

TREX SECLUSIONS FENCING COMPONENTS

160 EXETER DR., WINCHESTER VA, 22603

WWW.TREXFENCING.COM

Trex®, the Trex® logo, and Trex Seclusions® are either federally registered trademarks, trademarks or trade dress of Trex Company, Inc., Winchester Virginia or its licensees. Copyright © 2019 RLA Designs. All rights reserved.